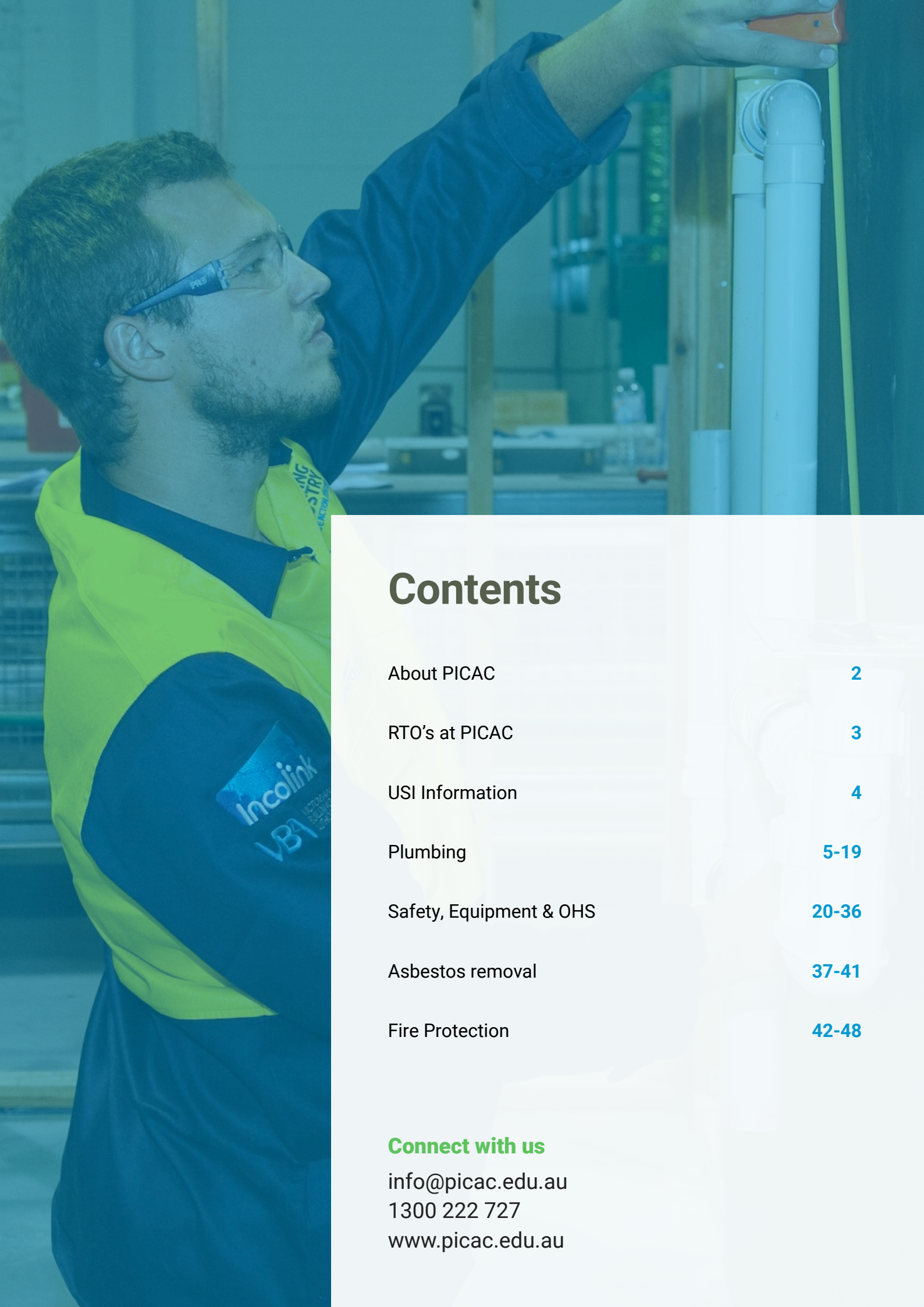


2021

PICAC Course Guide Victoria

PLUMBING
FIRE PROTECTION
SAFETY, EQUIPMENT & OHS





Contents

About PICAC	2
RTO's at PICAC	3
USI Information	4
Plumbing	5-19
Safety, Equipment & OHS	20-36
Asbestos removal	37-41
Fire Protection	42-48

Connect with us

info@picac.edu.au

1300 222 727

www.picac.edu.au



About PICAC

By showcasing the world's very best leading edge technology, we are training the plumbers of tomorrow, today

PICAC is an Industry training partnership, a Centre of Excellence, a coordinator and facilitator of training and education and a Registered Training Organisation (RTO).

PICAC is a national collaboration between key industry stakeholders in the plumbing, fire protection and HVAC industries. It is a not for profit, run solely for skills development. The first PICAC campus opened in Brunswick, Victoria in 2008. Since then, PICAC has expanded to Geelong and Narre Warren (VIC), Glenwood (NSW) and Beenleigh (QLD).

PICAC is funded by industry – through a levy provided for in the Plumbing and Fire protection Enterprise Bargaining Agreement's in Victoria, New South Wales and Queensland.

While many traditional training providers struggled to keep pace, PICAC has evolved to meet the demands of the workforce, training over 5000 individual students in over 500 individual courses. PICAC has become a definitive point of reference. A place where the role of Plumbing as the key enabler of economic growth and environmental sustainability is recognised, developed and promoted.





Registered Training Organisations (RTOs) operating at PICAC

Master Plumbers

RTO 3937

- Pre-apprenticeship
- Apprenticeship (plumbing)
- Post-apprenticeship specialisation
- Licensing



CEPUTEC

RTO 4612

- OHS/WHS
- First aid
- Plant and equipment
- Welding



PICAC

RTO 22556

- Asbestos removal



Fire Industry Training

RTO 22101

- Apprenticeship (fire protection)
- Specialist training





Unique Student Identifier (USI)

A USI is your individual education identifier for life. It also creates an online record of your training attainments in Australia.

If you are undertaking either nationally recognised training, or a higher education qualification, you need a USI in order to receive commonwealth financial assistance, as well as to obtain your qualification or statement of attainment.

You only have to create it once. To create your USI, visit www.usi.gov.au.



Plumbing courses



RTO: 3937 Master Plumbers

PRE-APPRENTICESHIP PROGRAM

22304VIC - Certificate II in Plumbing (Pre-apprenticeship) 6

APPRENTICESHIP PROGRAMS

CPC32413 – Certificate III in Plumbing 7

LICENCE-ACCREDITED TRAINING

CORE UNITS - required by the Victorian Building Authority (VBA) for registered plumbers who wish to seek their licence in any stream.

BSBSBM401 – Establish legal and risk management requirements of a small business 8

CPCPCM4011A – Carry out work-based risk control processes 9

CPCPCM4012A – Estimate and cost work 10

STREAM UNITS – required by the Victorian Building Authority (VBA) for registered plumbers who wish to seek their licence in specific streams.

CPCPGS4011C – Design and size consumer gas installations 11

CPCPWT4011B – Design and size heated and cold water services and systems 12

CPCPMS4011B – Design, size and lay out heating and cooling systems 13

CPCPRF4011B – Design and size roof drainage systems 14

CPCPWT4022A – Commission and maintain backflow prevention devices 15

CPCPWT4023A – Commission and Maintain Hot and Heater Water Temperature Control Devices 16

CPCPGS4022A – Service Type A gas appliances 17

CPCPGS4023B – Install, commission and service Type B gas appliances 18

SPECIALIST TRAINING

UEENEEP102A | UEENEEP014 | UEENEEP015A - Disconnect and reconnect composite appliances connected to low voltage installation wiring 19

Course provider:

Master Plumbers - RTO 3937

How to apply:

T: 1300 222 727

E: training@plumber.com.au

Location:

PICAC Brunswick

PICAC Geelong

PICAC Narre Warren



22304VIC – Certificate II in Plumbing (Pre-apprenticeship)

Course overview

A Pre-Apprenticeship is designed for new entrants to the plumbing industry who are preparing for a plumbing apprenticeship. It will provide learners with a range of introductory plumbing skills and knowledge that will make them more attractive to prospective employers. By completing this course learners will gain:

- Industry knowledge
- Hands on experience
- Workplace exposure

Entry requirements

Applicants must be aged 17 years or older
It is recommended that learners are able to demonstrate language, literacy and numeracy skills equivalent to Level 2 of the Australian Core Skills Framework (ACSF). An application and interview process is involved, including a language, literacy and numeracy pre-assessment designed to identify your level of ability against the ACSF.

Course delivery

13 weeks (8 hours per day, 4 days per week) plus self-directed learning activities including work experience (1 day a week; minimum 9 weeks).

Course outcomes

On successful completion of this course learners will be able to:

- maintain safe working conditions
- provide basic emergency life support
- select and use plumbing tools, equipment and materials
- locate, interpret and apply relevant information
- work effectively with others using appropriate communication
- follow instructions in a designated sequence
- use appropriate manual handling procedures
- produce technical drawings
- perform basic calculations
- apply principles of sustainability
- identify methods and strategies to identify employment opportunities in the plumbing industry.

Recognition

On successful completion, learners will receive the qualification 22304VIC Certificate II in Plumbing (Pre-apprenticeship).

To register for this course, visit
www.plumber.com.au/training
or call **1300 222 727**



CPC32413 – Certificate III in Plumbing

Course overview

This qualification is designed for plumbing apprentices who are employed full time as an apprentice and have a formal contract of training.

The qualification will provide learners with the skills and knowledge required to seek registration with the Victorian Building Authority as a registered plumber. Master Plumbers offers learners two training plan options in this qualification to meet employer requirements:

- Mechanical option - five plumbing streams including water, sanitary, gas, roofing, and mechanical services
- Drainage option - five plumbing streams including water, sanitary, gas, roofing, and drainage.

Entry requirements

There are no specified prerequisites or entry requirements for learners in this qualification.

However, it is recommended that learners are able to demonstrate language, literacy and numeracy skills equivalent to Level 3 of the Australian Core Skills Framework (ACSF).

All new entrants to the Certificate III in Plumbing will be required to undergo a pre assessment of their language, literacy and numeracy designed to identify their level of ability against the ACSF.

It is recommended that learners hold their Construction Industry Induction card (CPCCOHS1001A Work safely in the construction industry) prior to enrolling in this qualification.

In some cases, applicants have completed a Pre-Apprenticeship or hold a Construction Industry Induction Card (or Basic work-safety white card). Both are recommended, but not a prerequisite. Master Plumbers (RTO #3937) delivers the qualification CPC32413 Certificate III in Plumbing with Victorian and Commonwealth Government funding.

Course outcomes

This qualification provides a trade outcome in plumbing. Occupational titles may include: Plumber, Plumber and drainer, Plumber and gasfitter, Gasfitter, Roof plumber, Mechanical services plumber. This qualification is suitable for an Australian Apprenticeship pathway.

Apprentices who successfully complete this qualification will be required to sit the Victorian Building Authority (VBA) external examination if they wish to achieve registration for specific classes of plumbing work.

Recognition

On successful completion, learners will receive the qualification CPC32413 Certificate III in Plumbing.

To register for this course, visit www.plumber.com.au/training or call 1300 222 727



BSBSBM401 – Establish legal and risk management requirements of a small business

Course overview

This course provides learners with the skill and knowledge required to identify and establish a range of business structures and to comply with the regulatory, legal, taxation and insurance requirements of establishing and running a small business.

Course delivery

One (1) evening per week from 5.30pm to 8.30pm for 10 weeks plus 30 hours self-directed learning prior to or during course attendance.

Assessment

Unit assessment requires learners to:

- complete task SMB401_1 – Case study on legal and administrative requirements
- complete task SMB401_2 – Industrial relations principles
- complete task SMB401_3 – Technical compliance
- complete task SMB401_4 – Growing the business SWOT analysis

Recognition

Learners who successfully complete this course will receive a Nationally Recognised Statement of Attainment.

This unit is required by the Victorian Building Authority for registered plumbers who wish to seek their licence in any main class of plumbing. It is an accredited unit of competency in CPC40912 Certificate IV in Plumbing and Services.

To register for this course, visit
www.plumber.com.au/training
or call **1300 222 727**





CPCPCM4011A – Carry out work-based risk control processes

Course overview

This unit will provide learners with the skills and knowledge required to carry out work-based risk control processes. It covers the identification of hazards, the assessment of risk, the identification of unacceptable risk and the preparation and completion of a course of action as required by a plumbing contractor.

Course delivery

One evening per week from 5.30pm to 8.30pm over four (4) weeks plus 12 hours self-directed learning prior to/or during course attendance.
Unit assessment requires learners to:

- complete a theory assessment
- complete a written project on researching OHS policies and procedures
- conduct a workplace risk inspection
- carry out a work-based risk assessment.

Recognition

Learners who successfully complete this course will receive a Nationally Recognised Statement of Attainment.

This unit is required by the Victorian Building Authority for registered plumbers who wish to seek their licence in any main class of plumbing. It is an accredited unit of competency in CPC40912 Certificate IV in Plumbing and Services.

To register for this course, visit
www.plumber.com.au/training
or call **1300 222 727**



CPCPCM4012A – Estimate and cost work

Course overview

This unit provides learners with the skills and knowledge required to estimate materials, labour and time requirements and to establish costs for the provision of services or products.

Course delivery

One evening per week from 5.30pm to 8.30pm over five (5) weeks plus 25 hours self-directed learning prior to/or during course attendance.

Assessment

Unit assessment requires learners to;

complete task CM4012A_1 – Estimate and cost preparation

- Part A - Understanding overhead/ preliminary costs
- Part B - Establishing a labour rate
- Part C - Estimating overheads
- Part D – Prepare a Scope of Works

complete task CM4012A_2 – Estimate and cost a plumbing project

- Part A - Contingency planning
- Part B - Impacts of sustainability and WHS on estimating and costing plumbing work
- Part C - Scope of works and estimating costs

complete task CM4012A_3 – Estimate and cost a work based plumbing job

- Full client quotation for plumbing job

Recognition

On successful completion of this course learners will be issued with a Nationally Recognised Statement of Attainment.

This unit is required by the Victorian Building Authority for registered plumbers who wish to seek their licence in any main class of plumbing. It is an accredited unit of competency in CPC40912 Certificate IV in Plumbing and Services

To register for this course, visit www.plumber.com.au/training or call 1300 222 727



CPCPGS4011C – Design and size consumer gas installations

Course overview

This course will enable learners to design, size and document the layout of consumer gas installations that feature;

- operating pressures of up to 200kPa
- fluing, ventilation and installation requirements
- NG and LPG installations
- domestic and commercial installations
- caravan and marine installations

This work may be done in multi storied buildings and/or multiple buildings supplied through one gas source.

It covers preparing for the work, identifying and confirming system requirements, design system layout and work finalisation processes, including documentation.

Entry requirements

Learners must hold gas registration.

Course delivery

One (1) evening per week from 5.30pm to 8.30pm over 14 weeks plus approximately 18 hours self-directed learning prior to/or during course attendance.

Assessment

Assessment for this course requires learners to:

- complete a theory assessment
- undertake four (4) hours of practical assessment related to the design, sizing and lay out of consumer gas installations

External assessment

The Victorian Building Authority (VBA) external assessment for the Gas licence will be held at the completion of the course for those learners who wish to undertake it. A cost of \$63.20 is payable to the VBA for this examination.

Recognition

Learners who successfully complete this course will receive a Nationally Recognised Statement of Attainment.

This unit is required by the VBA for registered plumbers who wish to seek their licence in the main class of Gas fitting. It is an accredited unit of competency in CPC40912 Certificate IV in Plumbing and Services.

To register for this course, visit www.plumber.com.au/training or call **1300 222 727**



CPCPWT4011B – Design and size heated and cold water services and systems

Course overview

This course provides learners with the skills and knowledge to design, size and document the layout of;

- heated, tempered and cold water services
- flushing systems
- hydrant and hose reel systems for multi-floor buildings.

It covers preparing for the work, identifying and confirming system requirements, design system layout and work finalisation processes, including documentation.

Entry requirements

Learners must hold water supply registration.

Course delivery

One (1) evening per week from 5.30pm to 8.30pm over 16 weeks plus approximately 32 hours self-directed learning prior to/or during course attendance.

Assessment

Assessment for this course requires learners to:

- complete a theory assessment
- undertake four six (6) practical assessment related to the design, sizing and lay out of heated, tempered and cold water services, flushing systems, and hydrant and hose reel systems for multi-floor buildings.

External assessment


The Victorian Building Authority (VBA) external assessment for the Water Supply licence will be held at the completion of the course for those learners who wish to undertake it. A cost of \$63.20 is payable to the VBA for this examination.

Recognition

Learners who successfully complete this course will receive a Nationally Recognised Statement of Attainment.

This unit is required by the VBA for registered plumbers who wish to seek their licence in the main class of Water Supply. It is an accredited unit of competency in CPC40912 Certificate IV in Plumbing and Services.

To register for this course, visit www.plumber.com.au/training or call **1300 222 727**



CPCPMS4011B – Design, size and lay out heating and cooling systems

Course overview

This course provides learners with the skills and knowledge to design, size and document the layout of heating and cooling systems (mechanical services) for multi-floor structures. It covers preparing for the work, identifying and confirming system specifications and requirements, design system layout and work finalisation processes, including records and documents.

Entry requirements

Learners must have completed the Certificate III in Plumbing or equivalent and be registered in mechanical services.

Course delivery

One (1) evening per week from 5.30pm to 8.30pm over 20 weeks plus approximately sixty (60) hours self-directed learning prior to/or during course attendance.

Assessment

Assessment for this course requires learners to:

- complete a theory assessment
- undertake a practical assessment to design, size and lay out heating and cooling systems including completing appropriate documentation.

External assessment

The Victorian Building Authority (VBA) external assessment for the Mechanical Services licence will be held at the completion of the course for those learners who wish to undertake it. A cost of \$63.20 is payable to the VBA for this examination.

Recognition

Learners who successfully complete this course will receive a Nationally Recognised Statement of Attainment.

This unit is required by the VBA for registered plumbers who wish to seek their licence in the main class of Mechanical Services. It is an accredited unit of competency in CPC40912 Certificate IV in Plumbing and Services.

To register for this course, visit www.plumber.com.au/training or call 1300 222 727



CPCPRF4011B – Design and size roof drainage systems

Course overview

This course provides learners with the skills and knowledge to design, size and document the layout of a variety of commercial and residential roof types including those with eaves gutters, box gutters, sumps and/or rainheads.

It covers preparing for the work, identifying and confirming system requirements, design system layout and work finalisation processes, including documentation.

Entry requirements

Learners must have completed the Certificate III in Plumbing or equivalent and be registered in roofing.

Course delivery

One (1) evening per week from 5.30pm to 8.30pm over 11 weeks plus approximately 47 hours self-directed learning prior to/or during course attendance.

Assessment

Assessment for this course requires learners to:

- complete a theory assessment
- undertake four (4) practical assessment related to the design, sizing and lay out of roof drainage systems.

External assessment

The Victorian Building Authority (VBA) external assessment for the roofing licence will be held at the completion of the course for those learners who wish to undertake it. An additional cost of \$63.20 is payable to the VBA for the examination.

Recognition

Learners who successfully complete this course will receive a Nationally Recognised Statement of Attainment.

This unit is required by the VBA for registered plumbers who wish to seek their licence in the main class of Roofing. It is an accredited unit of competency in CPC40912 Certificate IV in Plumbing and Services.

To register for this course, visit
www.plumber.com.au/training
or call 1300 222 727



CPCPWT4022A – Commission and maintain backflow prevention devices

Course overview

This course provides learners with the skills and knowledge required to test, commission and maintain backflow prevention devices in water services. It covers the identification of requirements, preparation of work, commissioning and maintenance activities and finalisation of work including documentation.

The Victorian Building Authority (VBA) will be in attendance on the final day of training to conduct the external examination (4 hours) for those learners who wish to receive endorsement on their plumbing licence in backflow prevention as a specialised class of plumbing.

Entry requirements

Learners must hold a water supply registration and/or licence to participate in this course.

Course delivery

24 hours over three (3) consecutive days. Includes a four (4) hour external practical assessment supervised by the VBA. Sessions run from 8.00am to 4.00pm.

Assessment

Assessment for this course requires learners to:

complete a theory assessment

complete a practical assessment which requires the learner to successfully test, commission and complete relevant testing documentation for the following valves;

- two different double check valves
- a single (testable) check valve
- two different registered air gaps (including two different orifice sizes and inlet pressures)

- two different types of pressure type vacuum breakers
- two different reduced pressure zone devices.

External assessment

The VBA will conduct a four (4) hour external assessment for those learners who wish to receive endorsement on their plumbing licence in backflow prevention.

Recognition

Learners who successfully complete this course will receive a Nationally Recognised Statement of Attainment.

This unit is required by the VBA for registered/licensed plumbers who wish to seek endorsement in the specialised class of backflow prevention work. It is an accredited unit of competency in CPC40912 Certificate IV in Plumbing and Services.

To register for this course, visit www.plumber.com.au/training or call 1300 222 727



CPCPWT4023A – Commission and Maintain Hot and Heater Water Temperature Control Devices

Course overview

This course will provide learners with the skills and knowledge required to test, commission and maintain hot water temperature control valve devices in water services.

Entry requirements

Learners must hold water supply registration and/or licence.

Course delivery

16 hours over two (2) consecutive days. Classes run from 8.00am to 4.00pm.

Assessment

Assessment for this course requires learners to:

- complete a theory assessment
- undertake a practical assessment to commission and maintain heated water temperature control valves including completing appropriate documentation.

Successful completion of the Assessment will allow participants to apply for registration or licence with the Victorian Building Authority (VBA).

Recognition

Learners who successfully complete this course will receive a Nationally Recognised Statement of Attainment.

This unit is required by the VBA for registered/licensed plumbers who wish to seek endorsement in the specialised class of thermostatic mixing valve work. It is an accredited unit of competency in CPC40912 Certificate IV in Plumbing and Services.

To register for this course, visit www.plumber.com.au/training or call **1300 222 727**



CPCPGS4022A – Service Type A gas appliances

Course overview

This course will provide learners with the skills and knowledge required to diagnose and repair faults on domestic and commercial Type A gas appliances.

Work associated with this unit is undertaken within the scope of AS/NZS 5601:2013 Part 1 Gas installations and local licensing requirements (gas, electrical and plumbing).

This course is delivered by Gastrain under a third-party agreement, details available upon request.

Entry requirements

Participants must hold gas registration and/or licence and a restricted electrical licence.

Course delivery

Two (2) days a week from 12pm – 7pm over an eight week period plus approximately sixty eight (68) hours of self-directed learning prior to/ or during course attendance.

Assessment

Assessment for this course requires learners to:

- complete a theory assessment
- undertake a practical assessment to disassemble, reassemble, diagnose and remedy gas system faults on multiple Type A gas appliances
- undertake a practical assessment to convert a Type A gas appliance to operate on another gas type.

External assessment

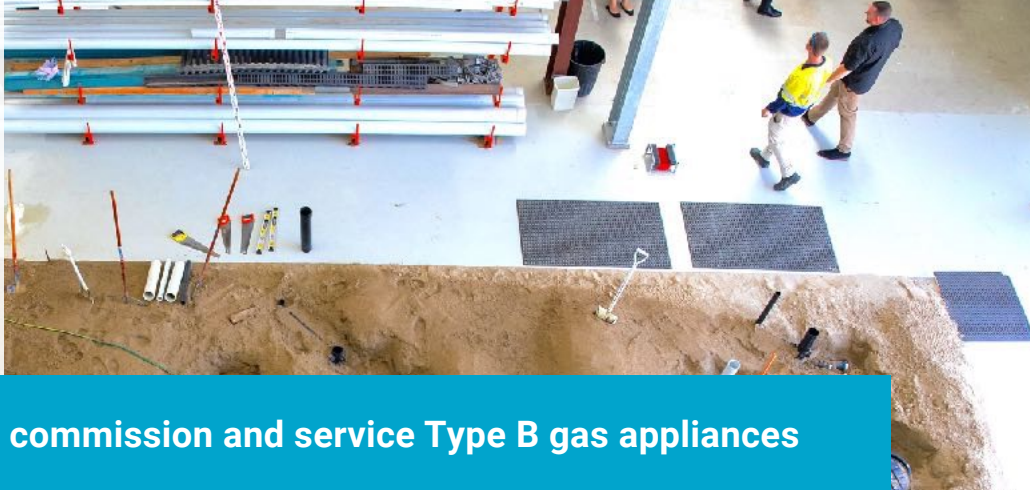
The VBA will conduct an external assessment for those learners who wish to receive endorsement on their plumbing licence in Type A gas appliance servicing. Assessment will occur on the final day of the training program. A payment of \$173.40 is payable to the VBA for the assessment.

Recognition

Learners who successfully complete this course will receive a Nationally Recognised Statement of Attainment.

This unit is required by the Victorian Building Authority for registered/licensed plumbers who wish to seek endorsement for the specialised class of Type A appliance servicing work. It is an accredited unit of competency in CPC40912 Certificate IV in Plumbing and Services.

To register for this course, visit
www.plumber.com.au/training
or call 1300 222 727



CPCPGS4023B – Install, commission and service Type B gas appliances

Course overview

This course covers the skills and knowledge to install, test, adjust, commission and service Type B gas appliances.

This course is delivered by Gastrain under a third-party agreement, details available upon request.

Entry requirements

Participants must hold a restricted electrical worker's licence.

Course delivery

Two (2) days a week from 12.00pm to 7.00pm over an eight-week period plus approximately twenty six (26) hours self-directed learning prior to/or during course attendance.

Assessment

Assessment for this course requires learners to:

- complete a theory assessment
- undertake a practical assessment to install, commission and service Type B gas appliances
- complete a written assignment; 'Type B gas appliance submission'.

Recognition

Learners who successfully complete this course will receive a Nationally Recognised Statement of Attainment.

This unit is required by the Victorian Building Authority for registered/licensed plumbers who wish to seek their licence in the main class of Type B gas fitting work. It is an accredited unit of competency in CPC40912 Certificate IV in Plumbing and Services.

To register for this course, visit www.plumber.com.au/training or call 1300 222 727



UEENEEP102A | UEENEEP014 | UEENEEP015A - Disconnect and reconnect composite appliances connected to low voltage installation wiring

Course overview

This course will provide learners with the skills and knowledge required to disconnect and reconnect appliances connected to low voltage installation wiring.

The course addresses composite appliances (air conditioners), water heaters and motors. It includes working safely, identifying supply arrangements, following isolation procedures, selecting and using testing and measuring devices, terminating and connecting cables and conductors, safety testing and reporting.

This course excludes disconnecting or reconnecting circuits at a switchboard or to general electrical accessories (including switches, socket outlets, circuit protective devices etc); or installation of or alteration to any part of the fixed electrical wiring system (defined as electrical installing work).

This course does not cover rectifying faults. Work associated with this unit is undertaken within the scope of:

- AS/NZS4836: 2001 Safe working on low voltage electrical installations
- local licensing requirements (Energy Safe Victoria)

This course is delivered by Gastrain under a third party agreement, details on request.

Learners who wish to complete this course and seek a licence in this area are advised to apply to Energy Safe Victoria (ESV) prior to enrolling.

Entry requirements

Learners who wish to complete this course and seek a licence in this area are advised to apply to Energy Safe Victoria (ESV) prior to enrolling.

Course delivery

This course is delivered over a 7 day period – first block 4 days, second block 3 days.

Assessment

Assessment for this course requires learners to:

- complete a theory assessment
- undertake practical assessment/s related to the equipment classification type/s selected by the learner

External assessment

Approximately five (5) days after successful completion of the course, eligible learners may undertake an external practical exam assessed by ESV assessors to obtain their restricted electrical licence (REL Class 2).

Recognition

Learners who successfully complete this course will receive a Nationally Recognised Statement of Attainment.

To register for this course, visit www.plumber.com.au/training or call 1300 222 727

Plant & Equipment, Safety & OHS Courses

RTO: 4612 CEPUTEC



FIRST AID

HLTAID009 – Provide cardiopulmonary resuscitation 21

HLTAID011 – Provide first aid (course includes HLTAID009 – Provide cardiopulmonary resuscitation) 22

SAFETY

(Construction Induction) CPCCWHS1001 – Prepare to work safely in the construction industry 23

CPCPCM2055A – Work safely on roofs (includes CPCPCM2043A – Carry out WHS requirements) 24

RIIWHS204E – Work safely at heights 25

RIIWHS202E – Enter and work in confined spaces (includes MSMWHS216 Operate Breathing Apparatus and HLTAID009 Provide Cardiopulmonary Resuscitation (CPR)) 26

PLANT AND EQUIPMENT

TLILIC0003 – Licence to operate a forklift truck 27

RIIHAN301E – Operate Elevating Work Platform 28

TLILIC0005 – Licence to operate a boom-type Elevating Work Platform (Boom length 11 metres or more) 29

RIIHAN301E – Operate Elevating Work Platform, TLID3035 – Operate a boom type elevating work platform (11 metres or less) 30

WELDING

PMBWELD302 – Electrofusion weld polyethylene pipelines 31

PMBWELD301 – Butt weld polyethylene plastic pipelines, PMBWELD302 – Electrofusion weld polyethylene pipelines 32

WORK HEALTH AND SAFETY

BSB41419 – Certificate IV in Work Health and Safety 33

BSB51319 – Diploma of Work Health and Safety 34

Health and Safety Representative (HSR) initial OHS training 35

Health and Safety Representative (HSR) refresher training 36

Course provider:
CEPUTEC (RTO: 4612)

How to apply:
T: 1300 222 727
E: enquiries@ceputec.edu.au

Location:
PICAC Brunswick
PICAC Geelong
PICAC Narre Warren



HLTAID009 – Provide cardiopulmonary resuscitation

Course overview

This course introduces learners to the theory and the practical skills required to perform CPR in line with the Australian Resuscitation Council (ARC) Guidelines. The training focuses on common situations in the construction industry, however, is suitable for anyone wanting to learn the basics of providing CPR. CPR will be practised on the floor using adult and child sized mannequins to simulate real-world scenarios.

The Australian Resuscitation Council recommends refreshing CPR skills (HLTAID009 – Provide cardiopulmonary resuscitation) annually.

Learning outcomes

Students who complete this qualification will gain the skills and knowledge to:

- Assess the environment where CPR may need to be performed
- Apply the DRSABCD concept
- Understand basic anatomy and physiology related to performing CPR procedures for performing CPR
- Understand and apply infection control procedures

Course delivery

Half a day (4 hours)

Assessment

A range of assessment methods will be used to assess that the learner can:

- Successfully perform CPR on an adult mannequin for 2 minutes uninterrupted and a child mannequin for 2 minutes uninterrupted.
- Participate in a first aid scenario involving the correct use of an automated external defibrillator (AED)
- Complete a casualty report
- Complete a written theory report

Recognition

Learners who successfully complete this course will receive a Nationally Recognised Statement of Attainment.

To register for this course, visit
www.ceputec.edu.au or call
1300 222 727



HLTAID011 – Provide first aid (course includes HLTAID009 – Provide cardiopulmonary resuscitation)

Course overview

This course introduces learners to the theory and the practical skills required to perform CPR in line with the Australian Resuscitation Council (ARC) guidelines. During the course, you will also learn first aid procedures for several conditions such as allergic reactions, burns, cardiac arrest, choking, fractures, poisoning and shock.

This is a nationally accredited qualification that is recognised in all states and territories of Australia.

Learning outcomes

Students who complete this qualification will gain the skills and knowledge to:

- Assess the environment where CPR may need to be performed
- Apply the DRSABCD concept
- Understand basic anatomy and physiology related to performing CPR
- Procedures for performing CPR on adults and children
- Understand and apply infection control procedures
- Apply first aid procedures for a range of different conditions
- Use arm slings, roller bandages or other immobilisation techniques
- Respond to emergency situations

Course delivery

Two days (16 hours)

Assessment

A range of assessment methods will be used to assess that the learner can:

- Successfully perform CPR on an adult mannequin for 2 minutes uninterrupted and a child mannequin for 2 minutes uninterrupted
- Participate in a first aid scenario involving the correct use of an automated external defibrillator (AED)
- Use arm slings, roller bandages or other immobilisation techniques
- Respond to emergency situations
- Complete a casualty report
- Complete a written theory assessment.

Re-accreditation

The HLTAID011 – Provide first aid certification remains current for three years, at which time you should redo the course to ensure that your knowledge and skills remain current. The Australian Resuscitation Council recommends refreshing CPR skills (HLTAID009 – Provide cardiopulmonary resuscitation) annually.

Recognition

Learners who successfully complete this course will receive a Nationally Recognised Statement of Attainment.

To register for this course, visit www.ceputec.edu.au or call **1300 222 727**



Construction Induction CPCCWHS1001 – Prepare to work safely in the construction industry

Course overview

Prepare to work safely in the construction industry (CPCCWHS1001) introduces work health and safety knowledge that will assist the learner in understanding how to move around and undertake tasks in a safe manner when on a construction site. This unit of competency specifies the mandatory work health and safety training required prior to undertaking construction work.

The unit of competency (CPCCWHS1001) relates directly to the general induction training program specified by the National Code of Practice for Induction for Construction Work (ASCC 2007).

Learning outcomes

Students who complete this qualification will gain the skills and knowledge to:

- Understand current legislation in relation to work health and safety measures on construction sites
- Be aware of their surroundings with a focus on preventing injury or harm
- Identify and report common construction hazards
- Demonstrate personal awareness
- Understand basic risk control measures •Identify how to respond to incidents and emergencies
- Select and correctly fit common PPE used for construction work

Course delivery

One day (8 hours)

Assessment

A range of assessment methods will be used to assess that the learner is aware of the following:

- Applicable OHS legislative and safety requirements for construction work including duty of care
- The range of common construction hazards and procedures for the assessment of risk and application of the hierarchy of control
- OHS communication processes, information and documentation including the role of OHS committees and representatives, the meaning of common safety signs and symbols, and procedures for reporting hazards, incidents and injuries
- General procedures for responding to incidents and emergencies including evacuation, first aid, fire safety equipment and PPE

Recognition

Learners who successfully complete this course will receive a Nationally Recognised Statement of Attainment.

To register for this course, visit
www.ceputec.edu.au or call
1300 222 727



CPCPCM2055A – Work safely on roofs (includes CPCPCM2043A – Carry out WHS requirements)

Course overview

This course introduces learners to the knowledge, equipment and practical skills required to adhere to safe work practices when undertaking plumbing work on roofing structures.

This is a nationally accredited qualification that is recognised in all states and territories of Australia.

Learning outcomes

Students who complete this qualification will gain the skills and knowledge to:

- Adhere to work health and safety (WHS) and environmental requirements associated with working safely on roofs
- Inspect the site, condition of structure, weather conditions, equipment requirements and potential hazards
- Identify, select, and check safety equipment
- Obtain a certification of suitability of structure to support the safety system
- Ensure that adequate fall protection and perimeter protection equipment is inspected and conforms to regulatory requirements
- Ensure the roof safety system is installed according to workplace and regulatory requirements
- Check that access from ground to the work area is safe
- Ensure that roof materials and equipment is safely secured and distributed to eliminate risk of distorting or collapsing the building framework

Course delivery

One day (8 hours)

Assessment

A range of assessment methods will be used to assess that the learner can:

- Interpret and apply relevant information, standards and specifications for working safely on roofs
- Understand the plans and specifications to provide for the erection, maintenance and dismantling of the fall and perimeter protection requirements for the site
- Correctly identify risks and safety requirements
- Correctly select and use appropriate processes, tools and equipment
- Communicate and work effectively and safely with others

Recognition

Learners who successfully complete this course will receive a Nationally Recognised Statement of Attainment.

To register for this course, visit
www.ceputec.edu.au or call
1300 222 727



RIIWHS204E – Work safely at heights

Course overview

RIIWHS204E – Work safely at heights prepares learners to assess risk and develop safe work methods for working at height. You will learn about current work health and safety (WHS) legislation and how to apply it.

This course focuses on preventing situations that may lead to a fall and is particularly focused on common situations found in the construction industry.

Training will cover risk assessment, selection and correct use of equipment, rigging and of anchor systems, fall restraint, work positioning, and fall arrest systems.

This is a nationally accredited qualification that is recognised in all states and territories of Australia.

Learning outcomes

Students who complete this qualification will gain the skills and knowledge to:

- Assess risk
- Select and correctly use equipment including rigging and anchor systems
- Select optimal positioning to reduce likelihood of falls
- Restrain falls
- Correctly set up fall arrest systems

Course delivery

One day (8 hours)

Assessment

A range of assessment methods will be used to assess that the learner can:

- Locate, interpret, and apply relevant information, standards and specifications for working at heights
- Correctly identify risks and safety requirements
- Communicate effectively with others to ensure a safe working environment
- Check that the fitting, adjusting, and anchoring of fall protection equipment is correct
- Safely handle and shift tools and materials
- Use safety equipment/systems and considerations to facilitate working safely at heights
- Perform work safely at heights

Recognition

Learners who successfully complete this course will receive a Nationally Recognised Statement of Attainment.

To register for this course, visit
www.ceputec.edu.au or call
1300 222 727



RIIWHS202E – Enter and work in confined spaces (includes MSMWHS216 – Operate Breathing Apparatus and HLTAID009 – Provide Cardiopulmonary Resuscitation (CPR))

Course overview

This course is a combined offering of three units, which will provide learners with practical skills for working in and around confined spaces; understand how to safely inspect, maintain and operate self-contained breathing apparatus (SCBA) that may be required during fire or in hazardous environments and; how to provide cardiopulmonary resuscitation (CPR).

Learning outcomes

Students who complete this qualification will gain the skills and knowledge to:

- Understand and apply safe work methods
- Tag and lock out
- Understand the effects of irrespirable (unbreathable) environments on the body and the need for appropriate personal protective equipment (PPE)
- Enter and work in a confined space
- Use atmospheric monitoring devices
- Operate a compressed air breathing apparatus
- Apply pre-use tests, standard operating procedures (SOPs) and, safe work practices with wearing breathing apparatus
- Apply the DRSABCD concept
- Perform CPR

Course delivery

Two days (16 hours)

Assessment

A range of assessment methods will be used to assess that the learner can:

- Correctly identify risks and safety requirements associated with entering and working in a confined space
- Comply with entry and exit procedures
- Identify equipment types, their capabilities and limitations including that of breathing apparatus
- Locate safety data sheets (SDS) and apply the relevant information
- Understand different types of air contaminants and toxic gases
- Communicate effectively with others to ensure a safe working environment
- Conduct pre-use checks and tests on breathing apparatus
- Use breathing apparatus, appropriate tools, equipment and safety gear to prepare for and respond to problems
- Remove, clean and maintain breathing apparatus
- Successfully perform CPR on a mannequin for 2 minutes uninterrupted
- Participate in a first aid scenario involving the correct use of an automated external defibrillator (AED)

Recognition

Learners who successfully complete this course will receive a Nationally Recognised Statement of Attainment.

To register for this course, visit
www.ceputec.edu.au or call
1300 222 727



TLILIC0003 – Licence to operate a forklift truck

Course overview

This course prepares learners to safely operate a forklift truck. Participants will learn how to set-up, operate, shut down and secure a forklift.

A forklift truck is a powered industrial truck equipped with lifting mechanisms made up of a mast and an elevating load carriage to which is attached a pair of fork arms that can be raised 900 mm or more above the ground. Note: This does not include a pedestrian-operated truck or a pallet truck.

Learners who successfully complete the training will become eligible to apply for a High Risk Work Licence (HRWL).

Learning outcomes

Students who complete this qualification will gain the skills and knowledge to:

- Conduct routine checks and set-up the forklift for use
- Shift loads in a safe manner
- Drive the forklift with load in forward and reverse
- Drive the forklift around various routes
- Communicate with other site personnel
- Shut down and secure the forklift

Entry requirements

Participants must read the learner guide provided upon enrolment and complete the review prior to attending the course.

Course delivery

Three days (24 hours)

Assessment

A range of assessment methods will be used to assess that the learner can:

- Accurately interpret information relating to operating a forklift (eg. procedures)
- Identify hazards and assess risk associated with the operation of the forklift
- Put into place effective hazard prevention/control measures for any identified hazards
- Safely conduct forklift truck operations to the maximum height and load capacity
- Receive and interpret work instructions, safety information and emergency procedures from others
- Drive forklift with load in forward and reverse, maintaining visibility
- Verify problems and equipment faults and demonstrate appropriate response procedures

Recognition

Learners who successfully complete this course will receive a Nationally Recognised Statement of Attainment and become eligible to apply for a High Risk Work Licence (HRWL) from WorkSafe Victoria.

To register for this course, visit
www.ceputec.edu.au or call
1300 222 727



RIIHAN301E – Operate Elevating Work Platform

Course overview

RIIHAN301E – Operate Elevating Work Platform prepares learners to safely operate and conduct work activities from an elevating work platform (EWP). You will learn to operate a scissor lift, vertical lift and boom lift under 11 metres during this course. Note, EWPs are not classified as requiring a high-risk work (HRW) licence.

Learning outcomes

Students who complete this qualification will gain the skills and knowledge to:

- Select and use the appropriate plant, tools and equipment
- Prepare for operating an EWP
- Understand how to respond to alarms
- Follow emergency and hazard procedures
- Use hand-eye coordination during operation of an EWP
- Coordinate and communicate with others
- Stabilise an EWP
- Correctly select safety devices and ensure safety of the site and personnel
- Complete operational servicing and dispose of environmentally sensitive materials correctly

Course delivery

Half day (4 hours)

Assessment

A range of assessment methods will be used to assess that the learner can:

- Plan and prepare for operating an EWP
- Conduct work activities from EWP
- Stabilise the EWP
- Carry out operator maintenance
- Clean up appropriately

Recognition

Learners who successfully complete this course will receive a Nationally Recognised Statement of Attainment.

Note: Completion of this course will not result in being issued a high-risk work (HRW) licence. The HRW licence applies to operating elevating work platforms with a boom length of 11 metres or more.

To register for this course, visit
www.ceputec.edu.au or call
1300 222 727



TLILIC0005 – Licence to operate a boom-type Elevating Work Platform (Boom length 11 metres or more)

Course overview

This course prepares learners to operate and conduct work activities from an elevating work platform (EWP) with a boom length over 11m. An EWP can be telescopic, hinged, articulated, or a combination of these, used to support a platform from which people, equipment or materials can be elevated to perform work.

Participants will learn how to set-up, operate, shut-down and secure the EWP.

Learners who successfully complete the training will become eligible to apply for a High Risk Work Licence (HRWL).

Learning outcomes

Students who complete this qualification will gain the skills and knowledge to:

- Assess ground and environmental conditions applying risk assessment and hazard control strategies to confirm that the site is suitable for EWP use
- Position, stabilise and set-up the EWP including use of outrigger/stabilisers and packing
- Operate mobile EWP following best practice
- Operate an EWP including lifting and elevating using hand-eye coordination
- Coordinate and communicate with others
- Identify problems and equipment faults and where practicable demonstrate appropriate response procedures

Entry requirements

Participants must read the learner guide provided upon enrolment and complete the review prior to attending the course.

Course delivery

Three days (24 hours)

Assessment

A range of assessment methods will be used to assess that the learner can:

- Accurately record and maintain information relating to EWP operations
- Assess ground and environmental conditions accurately
- Position, stabilise and set-up the EWP including use of outrigger/stabilisers and packing
- Conduct work activities from an EWP
- Operate and control an EWP including all functions to their maximum extension within the safe working (rated) capacity

Recognition

Learners who successfully complete this course will receive a Nationally Recognised Statement of Attainment and become eligible to apply for a High Risk Work Licence (HRWL) from WorkSafe Victoria.

To register for this course, visit
www.ceputec.edu.au or call
1300 222 727



RIIHAN301E – Operate Elevating Work Platform, TLID3035 – Operate a boom type elevating work platform (11 metres or less)

Course overview

This course prepares learners to safely operate and conduct work activities from an elevating work platform (EWP). You will learn how to safely operate a scissor lift, vertical lift and boom lift under 11 metres. Note, these EWPs are not classified as requiring a high-risk work (HRW) licence.

This is a nationally accredited qualification that is recognised in all states and territories of Australia.

Learning outcomes

Students who complete this qualification will gain the skills and knowledge to:

- Select and use the appropriate plant, tools and equipment
- Choose and prepare a suitably firm and level standing for location of the EWP
- Prepare for operating an EWP including inspecting and testing the unit
- Position, stabilise and set-up the EWP including use of outrigger/stabilisers and packing
- Understand how to respond to alarms
- Follow emergency and hazard procedures
- Operate an EWP including lifting and elevating using hand-eye coordination
- Coordinate and communicate with others
- Correctly select safety devices and ensure safety of the site and personnel

Course delivery

One day (8 hours)

Assessment

A range of assessment methods will be used to assess that the learner can:

- Locate and apply relevant policies and procedures
- Assess ground and environmental conditions accurately
- Position, stabilise and set-up the EWP including use of outrigger/stabilisers and packing
- Apply hand-eye coordination to operate an EWP
- Conduct work activities from an EWP
- Stabilise the EWP
- Carry out operator maintenance
- Clean up and correctly dispose of any environmentally sensitive oils, fluids and materials

Recognition

Learners who successfully complete this course will receive a Nationally Recognised Statement of Attainment.

Note: Completion of this course will not result in being issued a high-risk work (HRW) licence. The HRW licence applies to operating elevating work platforms with a boom length of 11 metres or more.

To register for this course, visit www.ceputec.edu.au or call **1300 222 727**



PMBWELD302 – Electrofusion weld polyethylene pipelines

Course overview

This course teaches learners how to weld polyethylene (PE) plastic pipes and pipeline components safely and effectively to quality assurance requirements whilst maintaining personal and site safety.

Electrofusion welding is commonly used to join PE pipes or, PE and polypropylene (PP) pipes. Electrofusion welding is known for its consistency and ability to create strong joints; therefore, it is commonly used for the construction and the repair of gas or liquid carrying pipelines.

Learning outcomes

Students who complete this qualification will gain the skills and knowledge to:

- Identify materials as compatible for welding
- Calculate appropriate welding parameters to be used
- Maintain and calibrate welding equipment
- Perform welding to the required standard
- Assess the quality of welded joints

Entry requirements

Participants must read the learner guide provided upon enrolment and complete the review prior to attending the course.

Course delivery

Half day (4 hours)

Assessment

A range of assessment methods will be used to assess that the learner can:

- Plan the welding process and sequence tasks
- Identify hazards and assess risk associated with using welding equipment and performing welding
- Set up equipment, materials, and components to meet specifications
- Complete PE welding tasks to specification using electrofusion techniques
- Make adjustments to remedy faults and nonconformity
- Verify problems and equipment faults and demonstrate appropriate response procedures

Recognition

Learners who successfully complete this course will receive a Nationally Recognised Statement of Attainment.

Note: Welding ID stamp

The stamp is an ID tool. Each stamp has a unique ID number. When a join is made on a pipe, the welder performing the work should stamp the join. If the join fails, the stamp ID can be traced to identify the person who carried out the work. In this case, your ID will be linked back to CEPUTEC and we can alert you to the issue. The stamp ID number is recorded on your Statement of Attainment and on your CEPUTEC card and kept in a register by CEPUTEC.

Not everyone chooses to have a stamp, it is optional however it is considered best practice within industry to stamp your work.

To register for this course, visit
www.ceputec.edu.au or call
1300 222 727



PMBWELD301 – Butt weld polyethylene plastic pipelines, includes PMBWELD302 – Electrofusion weld polyethylene pipelines

Course overview

This course teaches learners how to weld polyethylene (PE) plastic pipes and pipeline components safely and effectively to quality assurance requirements whilst maintaining personal and site safety.

Butt welding is a basic welding technique that joins two pieces of material together along a single edge. Poly butt refers to the technique being used for PE. Electrofusion welding is commonly used to join PE pipes or PE and polypropylene (PP) pipes.

Electrofusion welding is known for its consistency and ability to create strong joints; therefore, it is commonly used for the construction and repair of gas-carrying pipelines.

This is a nationally accredited qualification that is recognised in all states and territories of Australia.

Learning outcomes

Students who complete this qualification will gain the skills and knowledge to:

- Identify materials as compatible for welding
- Calculate appropriate welding parameters to be used
- Maintain and calibrate welding equipment
- Perform welding to the required standard
- Assess the quality of welded joints

Entry requirements

Participants must read the learner guide provided upon enrolment and complete the review prior to attending the course.

Course delivery

One day (8 hours)

Assessment

A range of assessment methods will be used to assess that the learner can:

- Plan the welding process and sequence tasks
- Identify hazards and assess risk associated with using welding equipment and performing welding
- Set up equipment, materials, and components to meet specifications
- Complete PE welding tasks to specification using both butt weld and electrofusion techniques
- Make adjustments to remedy faults and nonconformity
- Verify problems and equipment faults and demonstrate appropriate response procedures

Recognition

Learners who successfully complete this course will receive a Nationally Recognised Statement of Attainment.

Note: Welding ID stamp

The stamp is an ID tool. Each stamp has a unique ID number. When a join is made on a pipe, the welder performing the work should stamp the join. If the join fails, the stamp ID can be traced to identify the person who carried out the work. In this case, your ID will be linked back to CEPUTEC and we can alert you to the issue. The stamp ID number is recorded on your Statement of Attainment and on your CEPUTEC card and kept in a register by CEPUTEC.

Not everyone chooses to have a stamp, it is optional however it is considered best practice within industry to stamp your work.

To register for this course, visit
www.ceputec.edu.au or call
1300 222 727



BSB41419 – Certificate IV in Work Health and Safety

Course overview

The Certificate IV in Work Health and Safety (BSB41419) is the ideal qualification for those currently working as supervisors, WHS personnel, and workers in other WHS-related roles who wish to gain more specialised WHS knowledge for their role.

In this course, you will learn how to identify hazards in the workplace, assist with responding to incidents, assess and control risk and consult on work health and safety issues.

Learning outcomes

Students who complete this qualification will gain the skills and knowledge to:

- Understand and maintain compliance with OHS legislation, codes, and standards
- Identify workplace hazards
- Develop risk assessment processes and select appropriate risk controls
- Develop processes and procedures for controlling hazardous chemicals in the workplace
- Effectively communicate the importance of OHS safety management systems
- Review, investigate and evaluate the effectiveness of organisational and workplace specific safety management systems and use this information for reporting and continuous improvement activities
- Provide technical advice and support to resolve OHS incidents
- Implement emergency prevention and response procedures

Entry requirements

Participants are required to:

- Complete a Language Literacy and Numeracy (LLN) questionnaire prior to commencing the course, to a minimum Australian Core Skills Framework (ACSF) Level 4 or higher

- Have access to a computer and internet connection as a minimum (tablets/iPads not recommended)
- Have access to relevant workplace WHS documentation
- Complete homework and assignments outside of set class hours

Course delivery

The course is delivered over 12 months which is made up of one virtual session or face to face session per month. It is expected learners will allow 8-12 hours per week on average outside class time to complete training and assessment tasks to attain this qualification.

Assessment

A range of assessment methods will be used to assess theory practical skills and knowledge including:

- Analysis of responses to case studies and scenarios
- Written assignments
- Demonstration of techniques used to control WHS
- Direct questioning
- Evaluation of discussions
- Observation of workplace practical activities

Recognition

Students who satisfactorily complete all course requirements will be eligible to receive a Certificate IV in Work Health and Safety.

To register for this course, visit
www.ceputec.edu.au or call
1300 222 727



BSB51319 – Diploma of Work Health and Safety

Course overview

The Diploma Work Health and Safety (BSB51319) is designed for supervisors and managers people who have strong knowledge and well-developed skills in a wide variety of WHS contexts. It is the perfect course for people who have completed a Certificate IV in Work Health and Safety and want to advance their knowledge and career prospects further.

Learning outcomes

Students who complete this qualification will gain the skills and knowledge to:

- Understand changes to legislation and regulations applicable to WHS
- Develop, implement and modify workplace WHS policies and procedures
- Audit and present information about the WHS management system and policy
- Develop Key Performance Indicators (KPI's) to evaluate WHS/OHS performance
- Take part in effective consultation and participation processes
- Evaluate the effectiveness of hazard management tools
- Investigate WHS incidents
- Manage WHS compliance of contractors
- Manage hazards associated with plant

Entry requirements

Participants are required to:

- Complete a Language Literacy and Numeracy (LLN) questionnaire prior to commencing the course, to a minimum Australian Core Skills Framework (ACSF) Level 4 or higher
- Have access to a computer and internet connection as a minimum (tablets/iPads not recommended)
- Have access to relevant workplace WHS documentation

- Complete homework and assignments outside of set class hours

Prerequisites and/or Recognition of Prior Learning (RPL)

Participants are required to have successfully completed the BSB41419 Certificate IV in Work Health and Safety.

Course delivery

The course is delivered over 12 months which is made up of one virtual session or face to face session per month. It is expected learners will allow 8-12 hours per week on average outside class time to complete training and assessment tasks to attain this qualification.

Assessment

A range of assessment methods will be used to assess theory practical skills and knowledge including:

- Analysis of responses to case studies and scenarios
- Written assignments
- Demonstration of techniques used to control WHS
- Direct questioning
- Evaluation of discussions
- Observation of workplace practical activities

Recognition

Students who satisfactorily complete all course requirements will be eligible to receive a Diploma in Work Health and Safety.

To register for this course, visit
www.ceputec.edu.au or call
1300 222 727



Health and Safety Representative (HSR) initial OHS training

Course overview

This WorkSafe approved training course provides HSRs and deputy HSRs (DHSR) with the knowledge, skills, and confidence to exercise their powers for the purpose of representing members of their designated work group (DWG) and help make their workplace safer.

All elected HSRs and deputy HSRs are entitled to undertake WorkSafe Victoria approved OHS training for HSRs and choose their training course in consultation with their employer according to the OHS Act 2004 (section 67). CEPUTEC is approved by WorkSafe to deliver this course.

Note: HSR training is not intended to train HSRs to be health and safety professionals or to fulfil an employer's obligations in relation to OHS.

Learning outcomes

The learning objectives of the course are to:

- Interpret the occupational health and safety legislative framework and its relationship to the HSR
- Identify key parties and their legislative obligations and duties
- Establish representation in the workplace
- Participate in consultation and issue resolution
- Represent designated work group members in any OHS risk management process undertaken by the appropriate duty holder
- Issue a provisional improvement notice (PIN) and direct the cessation of work

Entry requirements

Although the course is designed for HSRs, managers, supervisors, health and safety committee members and anyone with an interest in health and safety could also benefit from attending an HSR training course.

Course delivery

The course is delivered each Tuesday for five weeks, making up 35 contact hours.

Assessment

There are no assessment tasks associated with this course, however all five days of training must be completed to be eligible to receive a Certificate of Attendance.

Recognition

Following participation in all five days of training, participants will be eligible to receive a Certificate of Attendance from CEPUTEC.

To register for this course, visit
www.ceputec.edu.au or call
1300 222 727



Health and Safety Representative (HSR) refresher training

Course overview

This WorkSafe approved refresher course provides an opportunity for those who have previously completed the HSR Initial OHS Training Course to refresh their knowledge of the identification and assessment of common workplace hazards. The course will also provide HSRs with any important updates to the OHS Act.

Under the OHS Act (section 67) all elected HSRs and Deputy HSRs after completing an initial course of training, have an entitlement (for each year they hold office) to attend Refresher training and choose the course in consultation with their employer.

Learning outcomes

The learning objectives of the course is to provide information that could include:

- A general update on legislation
- Risk management specific to an industry or hazards
- HSR entitlements and powers
- HSR skills development

Entry requirements

Participants must have previously completed the HSR Initial OHS Training Course.

Course delivery

The course is delivered over 7 hours, or one full day of training.

Assessment

There are no assessment tasks associated with this course.

Recognition

Participants will be eligible to receive a Certificate of Attendance from CEPUTEC.

To register for this course, visit
www.ceputec.edu.au or call
1300 222 727



Asbestos Removal Courses

RTO: 22556 PICAC



ASBESTOS CLASS A AND B REMOVAL AND SUPERVISION

CPCPCDE3015A – Remove friable asbestos, CPCPCDE3014A – Remove non-friable asbestos, CPCPCBC4051A – Supervise asbestos removal

38

ASBESTOS CLASS B REMOVAL

CPCPCDE3014A – Remove non-friable asbestos

39

SUPERVISE ASBESTOS REMOVAL

CPCPCBC4051A – Supervise asbestos removal

40

REFRESHER

Asbestos removal refresher course

41

Course provider:
PICAC - RTO 22556

How to apply:
T: 1300 222 727
E: info@picac.edu.au

Location:
PICAC Brunswick



CPCCE3015A – Remove friable asbestos, CPCCE3014A – Remove non-friable asbestos, CPCBC4051A – Supervise asbestos removal

Course overview

This course provides the knowledge and practical skills for the safe removal of friable and non-friable asbestos containing material (ACM). It covers part 4.3 of the WHS/OHS regulations and meets the needs of removal personnel and supervisors to competently remove both forms of ACM.

Participants will learn about asbestos, regulations, codes, removal control plans, removal techniques, notifications, decontamination, transport, and disposal.

Note: This training does not provide a licence to remove asbestos. A licence to remove asbestos can only be issued by the relevant OHS/WHS Authority with jurisdiction over the workplace where the removal is to be conducted (e.g. WorkSafe Victoria).

Entry requirements

All participants are required to have completed the CPCWHS1001 – Prepare to work safely in the construction industry or an equivalent unit.

Course Delivery

Three days (24 Hours)

Assessment arrangements

A range of assessment methods will be used to assess theory practical skills and knowledge including:

- Analysis of responses to case studies and scenarios
- Demonstration of techniques used to control WHS
- Direct questioning
- Evaluation of discussions
- Observation of workplace practical activities
- Written theory tests

Recognition

Learners who successfully complete this course will receive a Nationally Recognised Statement of Attainment and provided with an industry blue card which includes details of the training undertaken.

Note: The Victorian regulator (WorkSafe Victoria) requires practitioners to undertake a refresher course annually following completion of this course.

To register for this course, visit
www.picac.edu.au or call
1300 222 727



CPCCE3014A – Remove non-friable asbestos

Course overview

This is a short course for individuals in the construction industry who have the need to safely remove non-friable asbestos containing materials (ACM) from worksites and dispose of it in accordance with environmental and safety regulations. It will provide participants with an understanding of the nature, health hazards and regulatory requirements for identification and removal of asbestos containing material.

Entry requirements

All participants are required to have completed the CPCCWHS1001 – Prepare to work safely in the construction industry or an equivalent unit.

Course Delivery

One day (8 hours)

Assessment arrangements

A range of assessment methods will be used to assess theory practical skills and knowledge including:

- Analysis of responses to case studies and scenarios
- Demonstration of techniques used to control WHS
- Direct questioning
- Written theory tests

Recognition

Learners who successfully complete this course will receive a Nationally Recognised Statement of Attainment and provided with an industry blue card which includes details of the training undertaken.

Note: The Victorian regulator (WorkSafe Victoria) requires practitioners to undertake a refresher course every second year following completion of this course.

To register for this course, visit
www.picac.edu.au or call
1300 222 727



CPCCB4051A – Supervise asbestos removal

Course overview

This course provides learners with the skills and abilities to supervise the removal and disposal of Asbestos Containing Material (ACM) from worksites by a licensed asbestos removal team in accordance with environmental and safety regulations.

Entry requirements

All participants are required to have completed the CPCCWHS1001 – Prepare to work safely in the construction industry or an equivalent unit, CPCDE3015A - Remove friable asbestos and/or CPCDE3014A - Remove non-friable asbestos.

Course Delivery

Half day (4 hours)

Assessment arrangements

A range of assessment methods will be used to assess theory practical skills and knowledge including:

- Analysis of responses to case studies and scenarios
- Demonstration of techniques used to control WHS
- Direct questioning
- Written theory tests

Recognition

Learners who successfully complete this course will receive a Nationally Recognised Statement of Attainment and provided with an industry blue card which includes details of the training undertaken.

To register for this course, visit
www.picac.edu.au or call
1300 222 727



Asbestos removal refresher course

Course overview

This short course will provide participants who have already completed CPCCE3015A - Remove friable asbestos and/or CPCCE3014A - Remove non-friable asbestos with an update to their understanding of the nature, health hazards and regulatory requirement for the identification of asbestos containing material. The Victorian regulator (WorkSafe Victoria) requires practitioners to undertake a refresher course annually for Class A and B and bi-annually for Class B.

Entry requirements

All participants are required to have completed the CPCCEWHS1001 – Prepare to work safely in the construction industry or an equivalent unit, CPCCE3015A – Remove friable asbestos and/or CPCCE3014A – Remove non-friable asbestos.

Course Delivery

Half day (4 hours)

Assessment arrangements

Written questions relating to asbestos knowledge and removal of friable and non-friable asbestos.

Recognition

On successful completion of this course, the participants will receive a Statement of Attendance and be provided with an updated industry Blue Card.

To register for this course, visit
www.picac.edu.au or call
1300 222 727



Fire Protection Courses

RTO: 22101 Fire Industry Training



APPRENTICESHIP

CPC32813 – Certificate III in Fire Protection

43

DIPLOMA

CPC50509 – Diploma of Fire Systems Design (Water stream)

44

ACCREDITED POST-APPRENTICESHIP TRAINING

CPPFES2047A – Inspect and test control and indicating equipment

45

CPCPCM4013A – Produce 2-D architectural drawings using CAD software

46

EXTINGUISHING AGENT HANDLING (EAHL) LICENCE 2 & 3

**Special Hazards Fixed System Testing & Maintenance – Installation & Decommissioning
(CPPFES2025A, CPPFES2043A, CPPFES2047A, CPPFES3046A, CPPCMN2002A, CPPFES2006A)**

47

NON-ACCREDITED POST-APPRENTICESHIP TRAINING

Annual testing

48

Course provider:

Fire Industry Training -
RTO 22101

How to apply:

T: 1300 222 727
E: admin@fit.edu.au

Location:

PICAC Brunswick



CPC32813 – Certificate III in Fire Protection

Course overview

This qualification is for sprinkler fitting apprentices who are employed full time as an apprentice and have a formal contract of training.

The qualification will provide learners with the skills and knowledge required for all aspects of installation and maintenance of fire protection systems in both domestic and commercial buildings and to seek registration with the Victorian Building Authority as a registered sprinkler fitter.

Entry requirements

There are no specified prerequisites or entry requirements for learners in this qualification however it is expected that learners get their construction industry qualification (CPCCOHS1001A – Work safely in the construction industry), also known as the White Card, prior to enrolling in this qualification.

It is recommended that learners are able to demonstrate language, literacy and numeracy skills equivalent to Level 3 of the Australian Core Skills Framework (ACSF).

All new entrants to the Certificate III in Fire Protection will be required to undergo a pre assessment of their language, literacy and numeracy designed to identify their level of ability against the ACSF.

Recognition of Prior Learning (RPL)

Students with relevant industry experience or who hold one or more units of competency delivered by FiT in this qualification and who can demonstrate experience within the last two years, are encouraged to discuss RPL with FiT.

Course delivery

The apprenticeship has a nominal completion of four years. FiT delivers the qualification (according to an agreed Training Plan) over three years. The training is face-to-face, part-time, with regular attendance blocks and is supported by integrated eLearning.

Outcomes

This qualification offers pathways into industry specific short course or a higher-level qualification, such as the CPC50509 Diploma Fire Systems Design - Water Stream.

Apprentices who successfully complete this qualification are eligible to apply for registration as a Licensed Sprinkler Fitter with their state regulator. Students are advised to confirm the licensing requirements in their state or territory, as some states may require additional licensing requirements for registration.

Recognition

Learners who successfully complete this course will receive the qualification CPC32813 – Certificate III in Fire Protection.

To register for this course, visit
www.fireindustrytraining.com.au
or call 1300 222 727



CPC50509 – Diploma of Fire Systems Design (Water stream)

Course overview

This qualification educates students in the development of technical designs and documentation for water-based fire suppression systems and meets the requirements of the National Construction Code of Australia (NCC) and includes a stream to qualify for the annual certification of fire systems.

Efficient, safe, and functional fire systems only occur when they have been well designed. Designing fire systems includes detailing the installation requirements, testing and commissioning schedules, quality control checklists etc, which are all aligned to Australian regulatory requirements.

Entry requirements

Learners will need access to a computer with internet, Zoom (video conferencing app), the National Construction Code of Australia and Australian Standards.

Learners must be currently working as a Fire Systems Designer in the fire protection industry and will require a workplace mentor.

It is recommended that students are able to demonstrate Language, Literacy and Numeracy skills equivalent to Level 3 of the Australian Core Skills Framework (ACSF).

Recognition of prior learning (RPL)

Students with relevant industry experience or who hold one or more units of competency delivered in this course and who can demonstrate experience within the last two years, are encouraged to discuss the matter with FiT, as formal recognition may shorten the duration of the course.

Course delivery

Fire Industry Training (FIT) delivers this course through distance learning using a combination of blended learning, workplace-based learning and submission of project work for assessment. Students have 24 months from the commencement date to complete the course.

Outcomes

Graduates from this course will be able to build on their career as a Fire Systems Designer in the Fire Protection Industry.

Recognition

Learners who successfully complete this course will receive the qualification CPC50509 - Diploma of Fire Systems Design.

To register for this course, visit
www.fireindustrytraining.com.au
or call 1300 222 727



CPPFES2047A – Inspect and test control and indicating equipment

Course overview

This course is an in-depth look at how Control and Indicating Equipment (CIE) functions, covering the knowledge required for monthly and six-monthly inspecting and testing, as well as completing task reports in accordance with AS1851-2012.

This course is run subject to demand based on confirmed enrolments.

Entry requirements

To be accepted in this course you must be currently working in the fire protection industry and have a working knowledge of Control and Indicating Equipment.

It is recommended that students are able to demonstrate Language, Literacy and Numeracy skills equivalent to Level 3 of the Australian Core Skills Framework (ACSF).

Course delivery

Delivered over two Fridays from 7:30am to 4:30pm

Recognition

Learners who successfully complete this course will receive a Nationally Recognised Statement of Attainment

To register for this course, visit
www.fireindustrytraining.com.au
or call **1300 222 727**



CPCPCM4013A – Produce 2-D architectural drawings using CAD software

Course overview

This course provides the skill and knowledge required to produce 2D drawings using CAD software. Supporting the needs of project managers, site managers, estimators, forepersons and other building and construction industry personnel responsible for preparing architectural drawings from project briefs, sketches, drawings and plans for residential and commercial construction projects.

This course is run subject to demand based on confirmed enrolments.

Entry requirements

It is recommended that students are able to demonstrate Language, Literacy and Numeracy skills equivalent to Level 3 of the Australian Core Skills Framework (ACSF).

Course delivery

Delivered over five days (PPTU RDO's) from 8:00am to 4:00pm.

Recognition

Learners who successfully complete this course will receive a Nationally Recognised Statement of Attainment

To register for this course, visit
www.fireindustrytraining.com.au
or call **1300 222 727**



Special Hazards Fixed System Testing & Maintenance - Installation & Decommissioning

- CPPFES2025A – Inspect, test and maintain gaseous fire-suppression systems
- CPPFES2043A – Prevent ozone depleting substance and synthetic greenhouse gas emissions
- CPPFES2047A – Inspect and test control and indicating equipment
- CPPFES3046A – Decommission gaseous agent containers and actuators
- CPPCMN2002A – Participate in workplace safety arrangements
- CPPFES2006A – Prepare for installation and servicing operations

Course overview

This course is designed for currently registered Sprinkler Fitters. Successful completion of the course meets the requirement for applying for a qualified persons Extinguishing Agent Handling Licence (EAHL) 2 & 3.

This course is run subject to demand based on confirmed enrolments.

Entry requirements

Participants must be currently registered in sprinkler fitting.

It is recommended that students are able to demonstrate Language, Literacy and Numeracy skills equivalent to Level 3 of the Australian Core Skills Framework (ACSF).

Course delivery

Delivered over four days (PPTU RDO's) from 7:30am to 4:00pm.

Recognition

Learners who successfully complete this course will receive a Nationally Recognised Statement of Attainment.

To register for this course, visit
www.fireindustrytraining.com.au
or call 1300 222 727



Annual testing

Course overview

This course is offered as upskilling for Sprinkler Fitters. It offers practical hands on training using a wide variety of current industry standard sprinkler systems and Fire Panels.

Students will review and analyse the Australian Standards requirements, interpret data and formulate final reports.

This course is run subject to demand based on confirmed enrolments.

Entry requirements

Participants must be currently registered in sprinkler fitting.

Course delivery

Delivered over five evenings on Wednesdays from 4:30pm to 8:30pm.

Recognition

This is a non-accredited course. A Certificate of Attendance will be issued upon successfully completion of the course.

To register for this course, visit
www.fireindustrytraining.com.au
or call 1300 222 727

PLUMBING INDUSTRY

CLIMATE ACTION CENTRE

www.picac.edu.au

Contact us

Tel: 1300 222 727

email: info@picac.edu.au



DISCLAIMER: The information in this brochure is correct as at December 2020. Changes in circumstances after this date might alter the accuracy or currency of the information. PICAC reserves the right to alter any content described in this course guide without notice.